

Thermostatic valve bodies

for all thermostatic heads
and actuators



press
LINE

To be precise.



Standard

Description



The Standard HEIMEIER thermostatic valve bodies with black protection caps can be used with all HEIMEIER thermostatic heads and actuators.

The stainless spindle is equipped with a double O-ring sealing. The outer O-ring is replaceable under pressure. With the HEIMEIER fitting tool, the complete thermostatic insert can be replaced with NW 10 to NW 20 without the need to drain off the system.

The body, which is made of corrosion-resistant gunmetal with a female thread, is designed for connection to a threaded pipe, or in conjunction with compression fittings, for connection to copper, precision steel or multi-layer pipes (only NW 15). The model with a male thread, in conjunction with the appropriate compression fittings, makes it possible to connect a plastic pipe. Versions with Viega press connection (15 mm) with SC-Contur are suitable for copper, Viega Sanpress stainless steel and Prestabo steel pipes.

For the HEIMEIER valve bodies, use only the accompanying, labelled HEIMEIER compression fitting (label e. g. 15 THE). The NW 10 / NW 15 models with boss marking can be converted to presetting or finest presetting (see page 27).

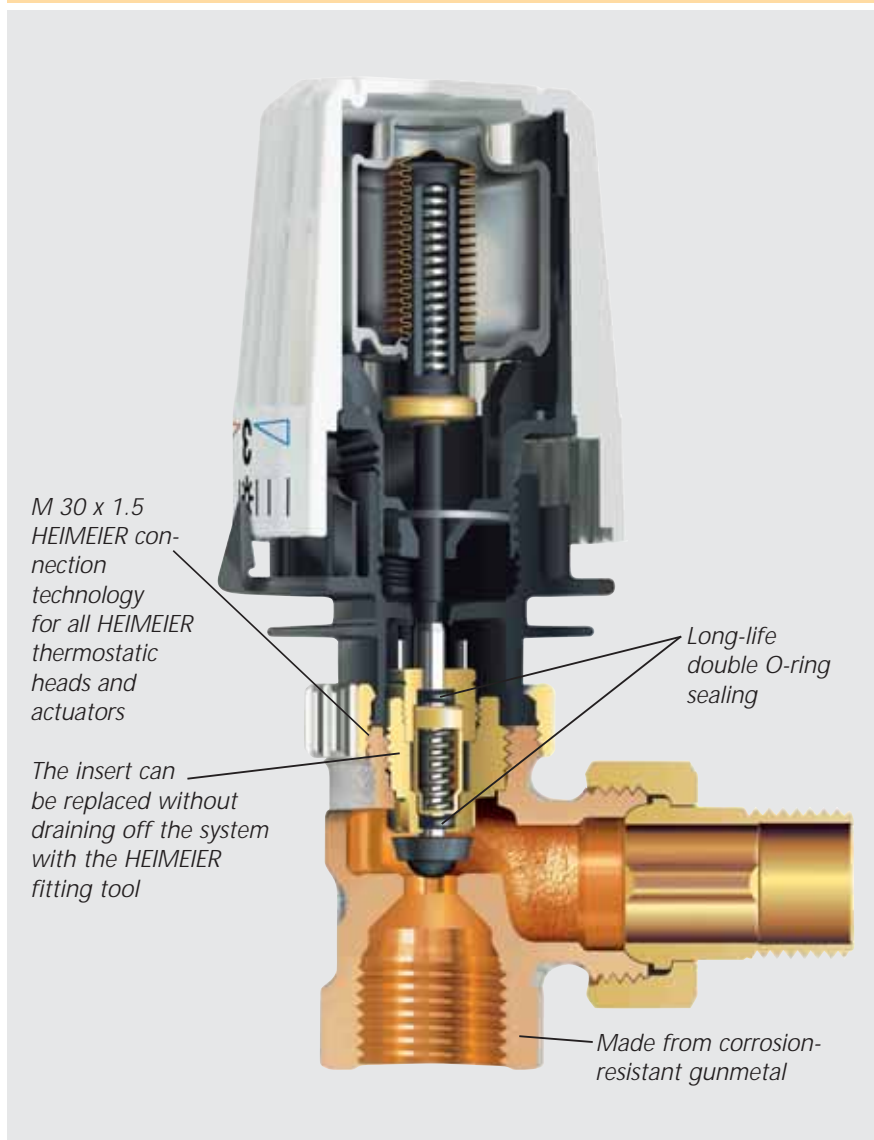
The NW 10 / NW 15 thermostatic valve bodies in angle and straight form with a female thread and press connection can be fitted with covers from the DESIGN-LINE range (not for valve bodies with reduced length), see accessories.

The NW 10 / NW 15 models with boss marking can be converted to presetting or finest presetting (see page 27).

The NW 10 / NW 15 thermostatic valve bodies in angle and straight form with a female thread and press connection can be fitted with covers from the DESIGN-LINE range (not for valve bodies with reduced length), see accessories.

Assembly

e. g. Thermolux K thermostatic valve



KEYMARK certified and tested according to DIN EN 215, see page 40

- Stainless spindle with double O-ring
- Body made of corrosion-resistant gunmetal
- The thermostatic insert with NW 10 to NW 20 can be replaced under pressure
- Can be fitted with covers from the DESIGN-LINE range
- Also available in Press-Line version with Viega SC-Contur

Thermostatic valve bodies

Standard

Application

The HEIMEIER Standard thermostatic valve bodies are used in two-pipe pump heating systems with normal temperature spread.

Corresponding to the standards EnEV and DIN V 4701-10, the valve bodies can be designed with a control difference from 1 K to 2 K thus enabling a broad flow spectrum (for technical

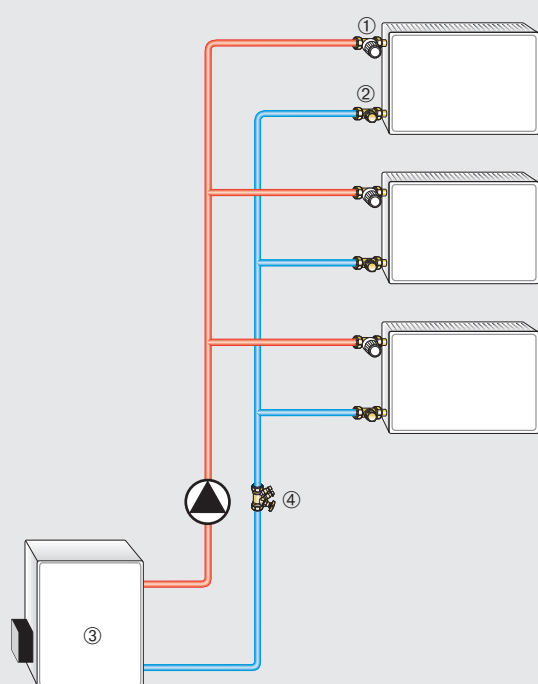
data/diagrams, see pages 28 to 31).

Kvs diaphragms make the reduction or restriction of the mass flow possible (for technical data/diagrams, see pages 28, 29).

A hydraulic balance, which is an additional requirement, can be reached with the appropriate lockshields e. g. HEIMEIER Regulux.

To ensure low-noise operation, experience has shown that the differential pressure over the thermostatic valves should not exceed approx. 0.2 bar. If when planning a system it is clear that high differential pressures occur in the partial load area, differential pressure regulating devices, e. g. the TA STAP differential pressure controller or the Hydrolux overflow valve should be used.

Sample application



- ① Standard thermostatic valve body
- ② Regulux lockshield
- ③ Boiler
- ④ TA STAD balancing valve

Notes

– To avoid damage and the formation of scale deposit in the hot water heating system, the composition of the heat transfer medium should be in accordance with the VDI guideline 2035.

For industrial and long-distance energy systems, see the applicable codes VdTÜV and 1466/AGFW FW 510. A heat transfer medium containing mineral oils, or any type of lubricant containing mineral oil can have extremely negative effects on the source apparatus and usually lead to the disintegration of EPDM seals.

When using nitrite-free frost and corrosion resistance solutions with an ethylene glycol base, pay close attention to the details outlined in the manufacturers' documentation, particularly concerning concentration and specific additives.

– The thermostatic valve bodies can be used with all HEIMEIER thermostatic heads and thermal or motorized actuators. The optimal tuning of the components guarantees maximum safety.

When using actuators from other manufacturers, make sure that the pressure power is appropriate for thermostatic valve bodies with soft sealing valve discs.

Press-Line Connection with Viega SC-Contur

Standard thermostatic valve bodies with 15 mm Viega press connection are suitable for copper pipes conforming to EN 1057 as well as Viega Sanpress stainless steel and Prestabo steel pipes.

All press connections as well as the valve bodies are made of corrosion-resistant, dezincification-free gunmetal.

Since this a Viega press connection, all suitable Viega press-fitting jaws can be used. This means there is no need to purchase costly press-fitting tools and jaws.

The pressing action is produced by a formed hexagon recess before and after the beading of the connector and gives the press-fitted joint the necessary strength. In addition, the press-fitting beading is specifically formed such as to give the high-

grade EPDM sealing element its defined shape.

In the interest of safety, the press connections are equipped with SC-Contur (SC = safety connection) which makes it possible to detect non-pressed joints by visible leaks when filling the system. During the press-fitting operation, the SC-Contur is practically reformed and loses its effect in the process, thus producing a permanent, tight and positive joint connection. Initially, press-fitting joints that do not feature SC-Contur can appear to be tight in the non-pressed state, however, they can slide apart during subsequent operation of the system.

The hexagon on the valve bodies is a particularly practical feature for holding the fit-

tings while tightening the union nut.

The following press-fitting tools can be used, e.g.


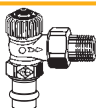


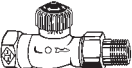



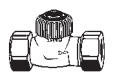
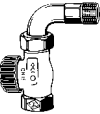


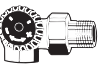
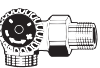
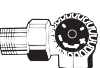
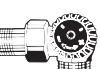
- Viega: Type 2, PT3-H, PT3-EH, PT3-AH, battery-powered Presshandy, Pressgun 4E/4B
- Geberit: PWH 75
- Geberit /Novopress: Type N 230V, Type N battery-powered
- Mapress/Novopress: EFP 2, ACO 1/ ECO 1
- Klauke: UAP 2

The suitability of other press-fitting tools should be verified with the respective manufacturer.

We recommend using only Viega press-fitting jaws to make Viega press connections.

Standard

Article numbers

Structure	NW	kv-value [m ³ /h] p-band [K]			kvs- value [m ³ /h]	Gunmetal nickel-plated Art. no.
		1.0	2.0	3.0		
Angle 	ET 10 (3/8") ET 15 (1/2") ET 20 (3/4") ET 25 (1") ET 32 (1 1/4")	0.25 0.25 0.40 0.70 0.80	0.49 0.49 0.79 1.35 1.60	0.66 0.66 1.26 1.90 2.35	1.25 1.35 2.50 5.70 6.70	2201-01.000 2201-02.000 2201-03.000 2201-04.000 2201-05.000
Angle with Viega press connection 15 mm 	ET 15 (1/2")	0.25	0.49	0.66	1.35	2291-15.000 
Angle with reduced lengths 	ET 10 (3/8") ET 15 (1/2") ET 20 (3/4")	0.25 0.25 0.40	0.49 0.49 0.79	0.66 0.66 1.26	1.25 1.35 2.50	2215-01.000 2215-02.000 2215-03.000
Straight 	DT 10 (3/8") DT 15 (1/2") DT 20 (3/4") DT 25 (1") DT 32 (1 1/4")	0.25 0.25 0.40 0.70 0.80	0.49 0.49 0.79 1.35 1.60	0.66 0.66 1.26 1.90 2.35	1.25 1.35 2.50 5.70 6.70	2202-01.000 2202-02.000 2202-03.000 2202-04.000 2202-05.000
Straight with Viega press connection 15 mm 	DT 15 (1/2")	0.25	0.49	0.66	1.35	2292-15.000 
Straight with reduced lengths 	DT 10 (3/8") DT 15 (1/2") DT 20 (3/4")	0.25 0.25 0.40	0.49 0.49 0.79	0.66 0.66 1.26	1.25 1.35 2.50	2216-01.000 2216-02.000 2216-03.000
Straight flat sealing 	DT 15 (1/2") DT 15 (1/2") DT 15 (1/2") DT 20 (3/4")	0.25 0.38 0.46 0.40	0.49 0.73 0.92 0.79	0.66 1.10 1.23 1.26	1.35 1.70 2.50 2.50	2272-02.000 2274-02.000 2276-02.000 (Blue cap) 2272-03.000
Straight with bended nipple 	DT 15 (1/2")	0.25	0.49	0.66	1.35	2206-02.000
Axial 	AT 10 (3/8") AT 15 (1/2")	0.25 0.25	0.49 0.49	0.66 0.66	1.25 1.35	2225-01.000 2225-02.000
Axial with male thread G 3/4 	AT 15 (1/2")	0.25	0.49	0.66	1.35	2235-02.000
Double angle Connection to radiator left 	WET 10 (3/8") WET 15 (1/2")	0.25 0.25	0.49 0.49	0.66 0.66	1.10 1.15	2311-01.000 2311-02.000
Double angle with male thread G 3/4 Connection to radiator left 	WET 15 (1/2")	0.25	0.49	0.66	1.15	2313-02.000
Double angle Connection to the radiator right 	WET 10 (3/8") WET 15 (1/2")	0.25 0.25	0.49 0.49	0.66 0.66	1.10 1.15	2310-01.000 2310-02.000
Double angle with male thread G 3/4 Connection to the radiator right 	WET 15 (1/2")	0.25	0.49	0.66	1.15	2312-02.000

Permitted operating temperature TB 120°C (248°F), with cover, TB 90°C (194°F), with press connection TB 110°C (230°F).
 Permitted operating pressure PB 10 bar, low pressure steam 110°C (230°F) / 0.5 bar.
 Compression fittings, see accessories.